

## Supporting Documents


### **Evaluative Reports of Departments**

Sl. No.	Name of Department	Page No.
1.	IKG PTU Campus Mohali-II (Department of Architecture)	1-2
2.	Department of Journalism & Mass Communication	3
3.	Open & Distance Learning	4- 5
4.	Department of Computer Science Engineering	6-8
5.	Department of Chemical Sciences	9-10
6.	Department of Mathematical Sciences	11-12
7.	Department of Physical Sciences	13
8.	Department of Hotel Management	14-15
9.	Department of Electrical Engineering	16
10.	Department of Humanities, Languages and Cultural Studies	17-19
11.	Department of Civil Engineering	20
12.	Department of Mechanical Engineering	21-23
13.	Department of Electrical Communication Engineering	24-25
14.	Department of Food Science Technology	26-27
15.	Department of Management	28



## MOHALI CAMPUS II


Name of the Department:		Evaluative Report of the Department					Remarks
Sl. No.	Information about the Department	Department of Management					
		2016-17	2017-18	2018-19	2019-20	2020-21	
1	Year of Establishment	2014					
2	Is the Department part of a School/Faculty of the University	Yes (Faculty of Architecture)					
3	Names of Programmes Offered	B. Architecture M. Architecture	B. Architecture M. Architecture	B. Architecture M. Architecture	B. Architecture M. Architecture M. Planning	B. Architecture B.Sc. (Architecture Basic) M. Architecture M. Planning	
4	Number of Teaching Posts Sanctioned/Filled	3	3	7	7	6	Data for positions filled is given
5	Number of Research Projects. Total Grants Received	0	0	0	469456/-	0	The project was sanctioned for three years from year 2015 to 2018. The first grant of amount 10,60000/- was received in 2015. Second installment after submission of project report was received in 2019
6	Inter-Institutional Collaborative Projects and Associated Grants Received	Nil	Nil	Nil	Nil	Nil	
	National Collaboration	Nil	Nil	Nil	Nil	Nil	
	International Collaboration	Nil	Nil	Nil	Nil	Nil	
7	Departmental Projects funded by DST-FIST, UGC—SAP/CAS,DPE, DBT, ICSSR, AICTE etc. : Total Grants Received	Nil	Nil	Nil	Nil	Nil	
8	Special Research Laboratories Sponsored by/Created by Industry or Corporate Bodies	Nil	Nil	Nil	Nil	Nil	
9	Publications:						
	Number of Papers Published	0	0	1	5	3	
	Number of Books with ISBN	Nil	Nil	Nil	Nil	Nil	
	Number of Citation Index – Range/Average	Nil	Nil	Nil	Nil	3 to 5	
	Number of Impact Factor – Range/Average	Nil	Nil	Nil	3.103	3.103	
	Number of h-index	4	4	4	6	6	

  
**Director**  
**I.K.G.P.T.U**  
**Mohali Campus-II**

*Mukta Sharma*

Name of the Department:		Department of Management					Remarks
Sl. No.	Information about the Department	2016-17	2017-18	2018-19	2019-20	2020-21	
10	Details of Patents and Income Generated	Nil	Nil	Dr.Prabhjot Kaur Patent No.303110 Kaur's Energy Efficiency Design Discs	Dr.Neeru Singla Patent No.201911017321 A System for generation and optimization of bioenergy in diesel generator for rural electrification using artificial neural network (ann)	Nil	
11	Areas of Consultancy and Income Generated	Nil	Nil	Nil	Nil	Nil	
12	Awards/Recognitions Received at the National and International level by:						
	Faculty	Nil	Nil	Nil	Nil	Nil	
	Doctoral/Post Doctoral Fellows	Nil	Nil	Nil	Nil	Nil	
	Students	Nil	Nil	Nil	Nil	Nil	
13	How many Students have Cleared Civil Services and Defense Se Examinations, NET, SET (SLET), GATE rvice and other Competitive Examinations	0	0	0	0	1	
14	List of Doctoral, Post-Doctoral Students and Research Associates:						
	From the Host Institution/University	12	11	11	9	6	
	From other Institutions/Universities	Nil	Nil	Nil	Nil	Nil	
15	Number of Research Scholars/ Post Graduate Students Getting Financial Assistance from the University/State/ Central	1	1	1	0	0	

Note: Compile data for the last five years

  
(Dr. Amanpreet Singh)  
Director  
IKGPTU Mohali Campus-II  
**Director**  
**I.K.G.P.T.U**  
**Mohali Campus-II**

Muht. Sheena

# Department of Journalism and Mass Communication

Evaluative Report of the Department

Name of the Department:		Department of Journalism & Mass Communication				
Sl. No.	Information about the Department	2016-17	2017-18	2018-19	2019-20	2020-21
1	Year of Establishment	<b>Before 2016</b>				
2	Is the Department part of a School/Faculty of the University	<b>Faculty of the University</b>				
3	Names of Programmes Offered	1. BA. Journalism & Mass Communication, 2. MA. Journalism & Mass Communication, 3. Mphil. Journalism & Mass Communication, 4. PhD. Journalism & Mass Communication, 5. PhD. Punjabi				
4	Number of Teaching Posts Sanctioned/Filled	1	0	0	0	0
5	Number of Research Projects. Total Grants Received	0	0	0	0	0
6.	Inter-Institutional Collaborative Projects and Associated Grants Received	0	0	0	0	0
	National Collaboration	0	0	0	0	0
	International Collaboration	0	0	0	0	0
7.	Departmental Projects funded by DST-FIST, UGC—SAP/CAS, DPE, DBT, ICSSR, AICTE	Nil	Nil	Nil	Nil	Nil
8.	Special Research Laboratories Sponsored by/ Created by Industry or Corporate Bodies	NA	NA	NA	NA	NA
9.	Publications:					
	Number of Papers Published	0	0	1	4	2
	Number of Books with ISBN	0	2	2	0	0
	Number of Citation Index – Range/Average					
	Number of Impact Factor – Range/Average					
	Number of h-index					
10	Details of Patents and Income Generated	Nil	Nil	Nil	Nil	Nil
11	Areas of Consultancy and Income Generated	Nil	Nil	Nil	Nil	Nil
12	Awards/Recognitions Received at the National and International level					
	Faculty	Nil	Nil	Nil	Nil	Nil
	Doctoral/Post Doctoral Fellows	Nil	Nil	Nil	Nil	Nil
	Students	0	0	5	0	0
13	How many Students have Cleared Civil Services and Defense Services Examinations, NET, SET (SLET), GATE Examinations	Nil	Nil	Nil	Nil	Nil
14	List of Doctoral, Post-Doctoral Students and Research Associates:					
	From the Host Institution/University	8	9	9	10	10
	From other Institutions/Universities	0	0	0	0	0
15	Number of Research Scholars/ Post Graduate Students Getting Financial Assistance from the University/State/ Central	5	5	5	0	0

Note: Compile data for the last five years



  
 Head  
 Department of Journalism & Mass Communication  
 IKG Punjab Technical University  
 Kapurthala-144603 (Ph.)

# Open and Distance Learning

Evaluative Report of the Department						
Name of the Department:		Open and Distance Learning				
Sl. No.	Information about the Department	2016-17	2017-18	2018-19	2019-20	2020-21
1	Year of Establishment	2001				
2	Is the Department part of a School/Faculty of the University	Yes				
3	Names of Programmes Offered	M. SC-IT, B.SC-IT, MCA, PGDCA, MA-JMC, B.Com,M.Com, BA-JMC, BBA, BCA,				
4	Number of Teaching Posts Sanctioned/Filled	15/0	15/0	15/0	15/15	15/15
5	Number of Research Projects. Total Grants Received	Nil	Nil	Nil	Nil	Nil
6.	Inter-Institutional Collaborative Projects and Associated Grants Received	Nil	Nil	Nil	Nil	Nil
	National Collaboration	Nil	Nil	Nil	Nil	Nil
	International Collaboration	Nil	Nil	Nil	Nil	Nil
7.	Departmental Projects funded by DST-FIST, UGC—SAP/CAS,DPE, DBT, ICSSR, AICTE etc., : Total Grants Received	Nil	Nil	Nil	Nil	Nil
8.	Special Research Laboratories Sponsored by/Created by Industry or Corporate Bodies	Nil	Nil	Nil	Nil	Nil
9.	Publications:					
	Number of Papers Published	Nil	Nil	Nil	Nil	Nil
	Number of Books with ISBN	Nil	Nil	Nil	Nil	Nil
	Number of Citation Index – Range/Average	Nil	Nil	Nil	Nil	Nil
	Number of Impact Factor – Range/Average	Nil	Nil	Nil	Nil	Nil
	Number of h-index	Nil	Nil	Nil	Nil	Nil
10	Details of Patents and Income Generated	Nil	Nil	Nil	Nil	Nil
11	Areas of Consultancy and Income Generated	Nil	Nil	Nil	Nil	Nil
12	Awards/Recognitions Received at the National and International level by :					
	Faculty	Nil	Nil	Nil	Nil	Nil
	Doctoral/Post Doctoral Fellows	Nil	Nil	Nil	Nil	Nil

	Students	Nil	Nil	Nil	Nil	Nil
13	How many Students have cleared Civil Services and Defense Services Examinations, NET, SET (SLET), GATE and other Competitive Examinations	Nil	Nil	Nil	Nil	Nil
14	List of Doctoral, Post-Doctoral Students and Research Associates:					
	From the Host Institution/University	Nil	Nil	Nil	Nil	Nil
	From other Institutions/Universities	Nil	Nil	Nil	Nil	Nil
15	Number of Research Scholars/ Post Graduate Students Getting Financial Assistance from the University/State/ Central	Nil	Nil	Nil	Nil	Nil

Note: Compile data for the last five years

  
  
 Director  
 Department of Open & Distance Learning  
 I. K. Gujral Punjab Technical University  
 Kapurthala

Evaluative Report of the Department

Name of the Department: Computer Science & Engineering

Department of Management

Sl. No.	Information about the Department	2016-17	2017-18	2018-19	2019-20	2020-21
1	Year of Establishment	2011				
2	Is the Department part of a School/Faculty of the University	Faculty of the University				
3	Names of Programmes Offered	M.Tech. (CSE), B.Tech(CSE), PhD(CSE), PhD(CA)	M.Tech. (CSE), B.Tech(CSE), PhD(CSE), PhD(CA)	M.Tech. (CSE), B.Tech(CSE), PhD(CSE), PhD(CA)	B.Tech(CSE), BTech (COE) , B.Tech(SE), BCA. PhD(CSE), PhD(CA)	M.Tech. (CSE), B.Tech(CSE), COE, SE), MCA, BCA. PhD(CSE), PhD(CA)
4	Number of Teaching Posts Sanctioned/Filled	7/3	7/6	7/6	7/5	7/4
5	Number of Research Projects. Total Grants Received	NIL	NIL	NIL	NIL	NIL
6.	Inter-Institutional Collaborative Projects and Associated Grants Received	NIL	NIL	NIL	NIL	NIL
	National Collaboration	NIL	NIL	NIL	NIL	NIL
	International Collaboration	NIL	NIL	NIL	NIL	NIL

HOD  
Department of Computer Science & Engineering  
IKG PTU Main Campus  
Kapurthala

Scanned with CamScanner

7.	Departmental Projects funded by DST-FIST, UGC—SAP/CAS, DPE, DBT, ICSSR, AICTE etc., : Total Grants Received	NIL	NIL	NIL	NIL	NIL
8.	Special Research Laboratories Sponsored by/Created by Industry or Corporate Bodies	NIL	NIL	NIL	NIL	1
Publications:						
9.	Number of Papers Published	4	8	9	7	10
	Number of Books with ISBN	7	7	3	10	3
	Number of Citation Index – Range/Average	Nil	0-88/15.87	0-56/9.5	0-24/7.8	0-2/0.3
	Number of Impact Factor – Range/Average	0-13/7.5	0-13/7.5	0-5/2.5	0-5/2.5	0-5/2.5
	Number of h-index	0.5-10	0.5-10	0.5-10	0.5-10	0.5-10
10	Details of Patents and Income Generated	NIL	NIL	NIL	NIL	NIL
11	Areas of Consultancy and Income Generated	NIL	NIL	NIL	NIL	NIL
Awards/Recognitions Received at the National and International level by :						



12	Faculty	NIL	NIL	NIL	NIL	NIL
	Doctoral/Post Doctoral Fellows	NIL	NIL	NIL	NIL	NIL
	Students	NIL	NIL	NIL	NIL	NIL
13	How many Students have cleared Civil Services and Defense Services Examinations, NET, SET (SLET), GATE and other Competitive Examinations	NIL	NIL	NIL	NIL	NIL
14	List of Doctoral, Post-Doctoral Students and Research Associates:					
	From the Host Institution/University	NIL	NIL	2	2	2
	From other Institutions/Universities	NIL	NIL	NIL	NIL	NIL
15	Number of Research Scholars/ Post Graduate Students Getting Financial Assistance from the University/State/ Central	NIL	1	NIL	NIL	1

Note: Compile data for the last five years

HOD  
 Department of Computer Science & Engineering  
 IKG PTU Main Campus  
 Kapurthala

Evaluative Report of the Department						
Name of the Department:		Department of Chemical Sciences				
Sl. No.	Information about the Department	2016-17	2017-18	2018-19	2019-20	2020-21
1	Year of Establishment	2015				
2	Is the Department part of a School/Faculty of the University	Faculty of University				
3	Names of Programmes Offered	M.Sc (Chemistry) , B.Sc (Hons) Chemistry				
4	Number of Teaching Posts Sanctioned/Filled	8/5	Nil	Nil	Nil	Nil
5	Number of Research Projects. Total Grants Received	Nil	Nil	Nil	1 (Rs. 29.12 Lakh)	Nil
6.	Inter-Institutional Collaborative Projects and Associated Grants Received	Nil	Nil	Nil	Nil	Nil
	National Collaboration	Nil	Nil	Nil	Nil	Nil
	International Collaboration	Nil	Nil	Nil	Nil	Nil
7.	Departmental Projects funded by DST-FIST, UGC—SAP/CAS,DPE, DBT, ICSSR, AICTE etc. : Total Grants Received	Nil	Nil	Nil	1 (SERB: Rs. 29.12 Lakh)	Nil
8.	Special Research Laboratories Sponsored by/Created by Industry or Corporate Bodies	Nil	Nil	Nil	Nil	Nil
9.	Publications:					
	Number of Papers Published	12	7	17	9	10
	Number of Books with ISBN	Nil	Nil	Nil	Nil	Nil
	Number of Citation Index – Range/Average	1-62/19.16	0-31/13.42	0-39/8.59	0-13/5.89	0-18/4.7

	Number of Impact Factor – Range/Average	0.787-8.128/3.956	0-7.6/2.882	0.415-7.46/3.33	0-7.46/8.71	0.787-5.047/3.39
	Number of h-index	8	4	8	4	4
10	Details of Patents and Income Generated	Nil	Nil	Nil	Nil	Nil
11	Areas of Consultancy and Income Generated	Nil	Nil	Nil	Nil	Nil
12	Awards/Recognitions Received at the National and International level by :					
	Faculty	Nil	Nil	Nil	Nil	Nil
	Doctoral/Post Doctoral Fellows	Nil	Nil	Nil	Nil	Nil
	Students	Nil	Nil	Nil	Nil	Nil
13	How many Students have Cleared Civil Services and Defense Se Examinations, NET, SET (SLET), GATE rvicees and other Competitive Examinations	Nil	Nil	Nil	Nil	-
14	List of Doctoral, Post-Doctoral Students and Research Associates:					
	From the Host Institution/University	Nil	1	1	-	-
	From other Institutions/Universities	Nil	Nil	Nil	Nil	Nil
15	Number of Research Scholars/ Post Graduate Students Getting Financial Assistance from the University/State/ Central	Nil	Nil	Nil	Nil	-

Note: Compile data for the last five years

Head  
 Department of Chemical Sciences  
 IKG Punjab Technical University  
 Kapurthala - 141003 Punjab (INDIA)

Evaluative Report of the Department						
Name of the Department:		Department of Mathematics				
Sl. No.	Information about the Department	2016-17	2017-18	2018-19	2019-20	2020-21
1	Year of Establishment	2016				
2	Is the Department part of a School/Faculty of the University	Faculty of University				
3	Names of Programmes Offered	M.Sc (Mathematics) , B.Sc (Hons) Mathematics				
4	Number of Teaching Posts Sanctioned Filled	8/3	8/3	Nil	Nil	Nil
5	Number of Research Projects. Total Grants Received	Nil	Nil	Nil	1: (Rs. 2 Lakh)	Nil
6.	Inter-Institutional Collaborative Projects and Associated Grants Received	Nil	Nil	Nil	Nil	Nil
	National Collaboration	Nil	Nil	Nil	Nil	Nil
	International Collaboration	Nil	Nil	Nil	Nil	Nil
7.	Departmental Projects funded by DST-FIST, UGC—SAP/CAS,DPE, DBT, ICSSR, AICTE etc., : Total Grants Received	Nil	Nil	Nil	1: Rs. 2 Lakh)	Nil
8.	Special Research Laboratories Sponsored by/Created by Industry or Corporate Bodies	Nil	Nil	Nil	Nil	Nil
9.	Publications:					
	Number of Papers Published	2	4	2	5	4
	Number of Books with ISBN	Nil	Nil	1/978-93-5181-240-1	1/978-93-5181-250-0	Nil
	Number of Citation Index – Range/Average	2 - 4/3.33	2-11/006	0-0/0	0 - 9/7.2	0 - 0/0
	Number of Impact Factor – Range/Average	0- 2.1/0.7	0 - 4/1.18	0 - 1.4/0.38	0 - 5.12/2.85	0 - 0.4/0.1
	Number of h-index	0 - 1/0.3	1 - 1/0.6	0-0/0	0 - 2/0.8	0 - 0/0
10	Details of Patents and Income Generated	Nil	Nil	Nil	Nil	Nil

Head  
 Department of Mathematical Sciences  
 O. P. J.S. Puriat Technical University  
 (U. P.)

11	Areas of Consultancy and Income Generated	Nil	Nil	Nil	Nil	Nil
12	Awards/Recognitions Received at the National and International level by :					
	Faculty	Nil	Nil	1	Nil	Nil
	Doctoral/Post Doctoral Fellows	Nil	Nil	Nil	Nil	Nil
	Students	Nil	Nil	Nil	Nil	Nil
13	How many Students have Cleared Civil Services and Defense Se Examinations, NET, SET (SLET), GATE rvices and other Competitive Examinations	Nil	Nil	Nil	Nil	Nil
14	List of Doctoral, Post-Doctoral Students and Research Associates:					
	From the Host Institution/University	8	8	11	13	11
	From other Institutions/Universities	Nil	Nil	Nil	Nil	Nil
15	Number of Research Scholars/ Post Graduate Students Getting Financial Assistance from the University/State/ Central	1	Nil	1	1	Nil


Note: Compile data for the last five years

*Handwritten signature*  
 Head  
 Department of Mathematical Sciences  
 I.K. Gujral Punjab Technical U.  
 Kapurthala-144503 Ph. (Ind)

# Department of Physical Sciences

Evaluative Report of the Department						
Name of the Department:		Department of Physical Sciences				
Sl. No.	Information about the Department	2016-17	2017-18	2018-19	2019-20	2020-21
1	Year of Establishment	2016				
2	Is the Department part of a School/Faculty of the University	Faculty of Applied Sciences				
3	Names of Programmes Offered	1) M.Sc. Physics		2) Ph.D.		
4	Number of Teaching Posts Sanctioned/Filled	Sanctioned=08 Filled=03	Sanctioned=08 Filled=05	Sanctioned=08 Filled=05	Sanctioned=08 Filled=05	Sanctioned=08 Filled=05
5	Number of Research Projects. Total Grants Received	01 205800	02 242000	03 830520	03 130000	02 966322
6	Inter-Institutional Collaborative Projects and Associated Grants Received	0	0	0	0	0
6	National Collaboration	Yes	Yes	Yes	Yes	Yes
6	International Collaboration	Yes	Yes	Yes	Yes	Yes
7	Departmental Projects funded by DST-FIST, UGC—SAP/CAS,DPE, DBT, ICSSR, AICTE etc., : Total Grants Received	0	0	0	0	0
8	Special Research Laboratories Sponsored by/Created by Industry or Corporate Bodies	0	0	0	0	0
Publications:						
	Number of Papers Published	11	14	19	4	13
	Number of Books with ISBN	1	0	0	2	0
9	Number of Citation Index – Range/Average	Range = 0-31(SCOPUS), 0-30 (WOS) & Average = 7.09 (SCOPUS), 7.00 (WOS)	Range = 0-16(SCOPUS), 0-14 (WOS) & Average = 6.28 (SCOPUS), 6.071 (WOS)	Range = 0-22(SCOPUS), 0-22(WOS) & Average = 4.5 (SCOPUS), 4.66 (WOS)	Range = 2-8(SCOPUS), 2-8(WOS) & Average = 4.5 (SCOPUS), 4.5 (WOS)	Range = 0-2(SCOPUS), 0-2 (WOS) & Average = 0.615 (SCOPUS), 0.615 (WOS)
	Number of Impact Factor – Range/Average	Range = 1.362- 5.296 & Average = 2.66	Range = 0- 4.612 & Average = 2.18	Range = 0.2- 3.296 & Average = 1.92	Range = 2.431- 3.703 & Average = 2.98	Range = 0-4.612 & Average = 2.50
	Number of h-index	4	6	5	3	2
10	Details of Patents and Income Generated	0	0	0	0	0
11	Areas of Consultancy and Income Generated	0	0	0	0	0
Awards/Recognitions Received at the National and International level by :						
12	Faculty	0	1	1	1	0
	Doctoral/Post Doctoral Fellows	0	0	0	0	0
	Students	0	0	0	0	0
13	How many Students have Cleared Civil Services and Defense Services Examinations, NET, SET (SLET), GATE services and other Competitive Examinations	0	0	0	0	0
List of Doctoral, Post-Doctoral Students and Research Associates:						
14	From the Host Institution/University	0	1	3	2	2
	From other Institutions/Universities	0	0	0	1	0
15	Number of Research Scholars/ Post Graduate Students Getting Financial Assistance from the University/State/ Central	2	10	10	1	0

Note: Compile data for the last five years

  
**HOD**  
 Department of Physical Sciences  
 I.K. Gujral Punjab Technical University  
 Kapurthala

## Department of Hotel Management

Evaluative Report of the Department						
Name of the Department:		Department of Hotel Management				
Sl. No.	Information about the Department	2016-17	2017-18	2018-19	2019-20	2020-21
1	Year of Establishment	2019				
2	Is the Department part of a School/Faculty of the University	YES				
3	Names of Programmes Offered	1. Bachelor in Hotel Management & Catering Technology (BHMCT) 2. Diploma in Food & Beverage Service				
4	Number of Teaching Posts Sanctioned/Filled	NA	NA	NA	00	00
5	Number of Research Projects Total Grants Received	NA	NA	NA	NA	NA
6	Inter-Institutional Collaborative Projects and Associated Grants Received	NA	NA	NA	NA	NA
	National Collaboration	NA	NA	NA	NA	NA
	International Collaboration	NA	NA	NA	NA	NA
7	Departmental Projects funded by DST-FIST, UGC—SAP/CAS,DPE, DBT, ICSSR, AICTE etc., : Total Grants Received	NA	NA	NA	NA	NA
8	Special Research Laboratories Sponsored by/created by Industry or Corporate Bodies	NA	NA	NA	NA	NA
9	Publications:					
	Number of Papers Published	NA	NA	NA	NA	NA
	Number of Books with ISBN	NA	NA	NA	NA	NA
	Number of Citation Index – Range/Average	NA	NA	NA	NA	NA

	Number of Impact Factor -- Range/Average	NA	NA	NA	NA	NA
	Number of h-index	NA	NA	NA	NA	NA
10	Details of Patents and Income Generated	NA	NA	NA	NA	NA
11	Areas of Consultancy and Income Generated	NA	NA	NA	NA	NA
12	Awards/Recognitions Received at the National and International level by :					
	Faculty	NA	NA	NA	NA	NA
	Doctoral/Post Doctoral Fellows	NA	NA	NA	NA	NA
	Students	NA	NA	NA	NA	NA
13	How many Students have Cleared Civil Services and Defense Se Examinations, NET, SET (SLET), GATE rvicees and other Competitive Examinations	NA	NA	NA	NA	NA
14	List of Doctoral, Post-Doctoral Students and Research Associates:					
	From the Host Institution/University	NA	NA	NA	NA	NA
	From other Institutions/Universities	NA	NA	NA	NA	NA
15	Number of Research Scholars/ Post Graduate Students Getting Financial Assistance from the University/State/ Central	NA	NA	NA	NA	NA

Dr. Rajneesh Kant Sachdev  
Head of the Department  
Hotel Management

Head  
Department of Hotel Management  
IKG PTU Main Campus  
Kapurthala-144603



# Department of Electrical Engineering

Evaluative Report of the Department						
Name of the Department:		Department of Electrical Engineering				
Sl. No.	Information about the Department	2016-17	2017-18	2018-19	2019-20	2020-21
1	Year of Establishment	2014				
2	Is the Department part of a School/Faculty of the University	Faculty of Engineering				
3	Names of Programmes Offered	B.Tech Electrical Engineering, M.Tech Electrical Engineering (Power System), Ph.D (Electrical Engineering)				
4	Number of Teaching Posts Sanctioned/Filled	7/4	7/7	7/5	7/5	7/5
5	Number of Research Projects. Total Grants Received	NIL	NIL	NIL	NIL	NIL
6.	Inter-Institutional Collaborative Projects and Associated Grants Received	NIL	NIL	NIL	NIL	NIL
	National Collaboration	NIL	NIL	NIL	NIL	NIL
	International Collaboration	NIL	NIL	NIL	NIL	NIL
7.	Departmental Projects funded by DST-FIST, UGC—SAP/CAS,DPE, DBT, ICSSR, AICTE etc. : Total Grants Received	NIL	NIL	NIL	NIL	NIL
8.	Special Research Laboratories Sponsored by/Created by Industry or Corporate Bodies	NIL	NIL	NIL	NIL	NIL
9.	Publications:					
	Number of Papers Published	16	7	12	9	18
	Number of Books with ISBN	NIL	NIL	NIL	NIL	NIL
	Number of Citation Index – Range/Average	133/26.6	149/29.8	178/35.6	202/40.4	187/5
	Number of Impact Factor – Range/Average	(0-14.9)/2.98	(0-8)/1.6	(0-8)/1.6	(0-14.9)/2.98	(0-6.8)/1.36
	Number of h-index	2.4	3.2	4.2	5.2	6.4
10	Details of Patents and Income Generated	NIL	NIL	NIL	NIL	NIL
11	Areas of Consultancy and Income Generated	NIL	NIL	NIL	NIL	NIL
12	Awards/Recognitions Received at the National and International level by :					
	Faculty	1	1	2	2	4
	Doctoral/Post Doctoral Fellows	NIL	NIL	NIL	NIL	NIL
	Students	NIL	NIL	NIL	NIL	NIL
13	How many Students have cleared Civil Services and Defense Services Examinations, NET, SET (SLET), GATE and other Competitive Examinations	NIL	NIL	NIL	NIL	NIL
14	List of Doctoral, Post-Doctoral Students and Research Associates:					
	From the Host Institution/University	8	8	7	6	6
	From other Institutions/Universities	NIL	NIL	NIL	NIL	NIL
15	Number of Research Scholars/ Post Graduate Students Getting Financial Assistance from the University/State/Central	1	NIL	NIL	NIL	2


Note: Compile data for the last five years

  
**Head**  
 Department of Electrical Engineering  
 I.K. Gujral Punjab Technical University,  
 Kapurthala-144006

Evaluative Report of the Department						
Name of the Department:		Department of Humanities, Languages and Cultural Studies				
Sl. No.	Information about the Department	2016-17	2017-18	2018-19	2019-20	2020-21
1	Year of Establishment	2019				
2	Is the Department part of a School/Faculty of the University	Faculty of Social and Human Sciences				
3	Names of Programmes Offered	PhD-English, PhD-Punjabi, M.Phil.- English, M.Phil.-Punjabi				
4	Number of Teaching Posts Sanctioned/Filled	NA	NA	NA	Nil	Nil
5	Number of Research Projects. Total Grants Received	NA	NA	NA	Nil	Nil
6.	Inter-Institutional Collaborative Projects and Associated Grants Received	NA	NA	NA	Nil	Nil
	National Collaboration	NA	NA	NA	Nil	Nil
	International Collaboration	NA	NA	NA	Nil	Nil
7.	Departmental Projects funded by DST-FIST, UGC—SAP/CAS,DPE, DBT, ICSSR, AICTE etc., : Total Grants Received	NA	NA	NA	Nil	Nil
8.	Special Research Laboratories Sponsored by/Created by Industry or Corporate Bodies	NA	NA	NA	Nil	Nil

Faculty In-charge  
Department of Humanities, Languages  
and Cultural Studies  
IK Gujrat Punjab Technical University, Jalandhar

	Publications:					
9.	Number of Papers Published	NA	NA	NA	1	3
	Number of Books with ISBN	NA	NA	NA	1	Nil
	Number of Citation Index – Range/Average	NA	NA	NA	Nil	Nil
	Number of Impact Factor – Range/Average	NA	NA	NA	Nil	Nil
	Number of h-index	NA	NA	NA	Nil	Nil
10	Details of Patents and Income Generated	NA	NA	NA	Nil	Nil
11	Areas of Consultancy and Income Generated	NA	NA	NA	Nil	Nil
	Awards/Recognitions Received at the National and International level by :					
12	Faculty	NA	NA	NA	Nil	Nil
	Doctoral/Post Doctoral Fellows	NA	NA	NA	Nil	Nil
	Students	NA	NA	NA	Nil	Nil

  
 Faculty In-charge  
 Department of Humanities, Languages  
 and Cultural Studies  
 Jalandhar  
 Punjab Technical University, Jalandhar

13	How many Students have cleared Civil Services and Defense Services Examinations, NET, SET (SLET), GATE and other Competitive Examinations	NA	NA	NA	Nil	Nil
14	List of Doctoral, Post-Doctoral Students and Research Associates:					
	From the Host Institution/University	NA	NA	NA	Nil	Nil
	From other Institutions/Universities	NA	NA	NA	Nil	Nil
15	Number of Research Scholars/ Post Graduate Students Getting Financial Assistance from the University/State/ Central	NA	NA	NA	1	Nil

Note: Compile data for the last five years




Faculty In-charge  
 Department of Humanities, Languages  
 and Cultural Studies  
 IK Gujral Punjab Technical University, Jalandhar

# Department of Civil Engineering

## Evaluative Report of the Department

Name of the Department:		Department of Civil Engineering				
Sl. No.	Information about the Department	2016-17	2017-18	2018-19	2019-20	2020-21
1	Year of Establishment	2016				
2	Is the Department part of a School/Faculty of the University	Faculty of University				
3	Names of Programmes Offered	B. Tech Civil Engineering, M Tech Civil Engineering & PhD				
4	Number of Teaching Posts Sanctioned/Filled	sanctioned - 0 & Filled -1	sanctioned - 0 & Filled -2	sanctioned - 0 & Filled -2	sanctioned - 0 & Filled -2	sanctioned - 0 & Filled -2
5	Number of Research Projects Total Grants Received	NIL	NIL	NIL	NIL	NIL
6	Inter-Institutional Collaborative Projects and Associated Grants Received	NIL	NIL	NIL	NIL	NIL
	National Collaboration	NIL	NIL	NIL	NIL	NIL
	International Collaboration	NIL	NIL	NIL	NIL	NIL
	Departmental Projects funded by DST-FIST, UGC-SAP/CAS,DPE, DBT, ICSSR, AICTE etc. Total Grants Received	NIL	NIL	NIL	NIL	NIL
8	Special Research Laboratories Sponsored by/Created by Industry or Corporate Bodies	NIL	NIL	NIL	NIL	NIL
9	Publications:					
	Number of Papers Published	1	2	5	0	6
	Number of Books with ISBN	2	0	0	3	2
	Number of Citation Index - Range/Average	2	1	8	4	14
	Number of Impact Factor - Range/Average	2020- IP 1.563 & 5 year Average - 1.485				
	Number of h-index	3				
10	Details of Patents and Income Generated	NIL	NIL	NIL	NIL	NIL
11	Areas of Consultancy and Income Generated	NIL	NIL	NIL	NIL	NIL
12	Awards/Recognitions Received at the National and International level by:					
	Faculty	NIL	NIL	NIL	NIL	NIL
	Doctoral/Post Doctoral Fellows	NIL	1	2	1	NIL
	Students	NIL	NIL	NIL	NIL	NIL
13	How many Students have cleared Civil Services and Defense Services Examinations, NET, SET (SLET), GATE and other Competitive Examinations	NA	NA	NA	2	1
14	List of Doctoral, Post-Doctoral Students and Research Associates:					
	From the Host Institution/University	NIL	1	2	1	NIL
	From other Institutions/Universities	NIL	NIL	NIL	NIL	NIL
15	Number of Research Scholars/ Post Graduate Students Getting Financial Assistance from the University/State/ Central	NIL	NIL	NIL	NIL	NIL

  
 Head  
 Department of Civil Engineering  
 IKG PTU Main Campus  
 Kapurthala-144603

Department of Mechanical Engineering

Evaluative Report of the Department						
Name of the Department:		Department of Mechanical Engineering				
Sl. No.	Information about the Department	2016-17	2017-18	2018-19	2019-20	2020-21
1	Year of Establishment	2016				
2	Is the Department part of a School/Faculty of the University	Yes				
3	Names of Programmes Offered	B.Tech. M.Tech. Ph.D				
4	Number of Teaching Posts Sanctioned Filled	8	8	8	9	9
5	Number of Research Projects, Total Grants Received	0	0	0	2 48,09,900	0
6	Inter-Institutional Collaborative Projects and Associated Grants Received	NIL	NIL	NIL	1830000	NIL
	National Collaboration	NIL	NIL	NIL	2979900	NIL
	International Collaboration	NIL	NIL	NIL	NIL	NIL
7	Departmental Projects funded by DST-FIST, UGC—SAP/CAS,DPE, DBT, ICSSR, AICTE etc., : Total Grants Received	NIL	NIL	NIL	2 48,09,900	NIL
8	Special Research Laboratories Sponsored by/Created by Industry or Corporate Bodies	NIL	NIL	NIL	NIL	NIL

KG.P.I. : 2020-21-01

No.	Information about the Department	2016-17	2017-18	2018-19	2019-20	2020-21
9.	Publications:					
	Number of Papers Published	33	19	30	44	38
	Number of Books with ISBN	14	7	16	25	25
	Number of Citation Index – Range/Average	5	80	92	115	129
	Number of Impact Factor – Range/Average	1.25	1.3	1.35	1.45	1.5
	Number of h-index	4	5	7	8	10
10	Details of Patents and Income Generated	NIL	NIL	NIL	NIL	NIL
11	Areas of Consultancy and Income Generated	NIL	NIL	NIL	NIL	NIL
12	Awards/Recognitions Received at the National and International level by :					
	Faculty	NIL	NIL	NIL	1	NIL
	Doctoral/Post Doctoral Fellows	NIL	NIL	NIL	NIL	NIL
	Students	NIL	NIL	NIL	NIL	NIL

*Handwritten signature*

*Handwritten signature*  
 I.K.G.P.T.  
 UNIVERSITY

Sl. No.	Information about the Department	2016-17	2017-18	2018-19	2019-20	2020-21
13	How many Students have Cleared Civil Services and Defense Se Examinations, NET, SET (SLET), GATE rvices and other Competitive Examinations	NIL	NIL	NIL	NIL	2
14	List of Doctoral, Post-Doctoral Students and Research Associates:					
	From the Host Institution/University	NIL	NIL	NIL	23	NIL
	From other Institutions/Universities	NIL	NIL	NIL	NIL	NIL
15	Number of Research Scholars/ Post Graduate Students Getting Financial Assistance from the University/State/ Central	NIL	NIL	NIL	1	NIL

Note: Compile data for the last five years

*[Handwritten signature]*

*[Handwritten signature]*  
 K.G.P.T.  
 10/11/2021



Department of Electronics and Communication Engineering

Evaluative Report of the Department						
Name of the Department:		Department of ECE				
Sl. No.	Information about the Department	2016-17	2017-18	2018-19	2019-20	2020-21
1	Year of Establishment	2011				
2	Is the Department part of a School/Faculty of the University	Yes				
3	Names of Programmes Offered	B Tech,M Tech (WC),PhD	B Tech,M Tech (WC),PhD	B Tech,M Tech (WC),PhD	B Tech,M Tech (WC),PhD	B Tech,M Tech (WC),PhD
4	Number of Teaching Posts Sanctioned/Filled	6/3	6/5	6/5	6/6	6/6
5	Number of Research Projects. Total Grants Received	NIL	NIL	NIL	NIL	NIL
6.	Inter-Institutional Collaborative Projects and Associated Grants Received	NIL	NIL	NIL	NIL	NIL
	National Collaboration	NIL	NIL	NIL	NIL	NIL
	International Collaboration	NIL	NIL	NIL	NIL	NIL
7.	Departmental Projects funded by DST-FIST, UGC—SAP/CAS,DPE, DBT, ICSSR, AICTE etc. : Total Grants Received	NIL	NIL	NIL	NIL	NIL
8.	Special Research Laboratories Sponsored by/Created by Industry or Corporate Bodies	NIL	NIL	NIL	NIL	NIL
9.	Publications:					
	Number of Papers Published	11	16	13	14	11
	Number of Books with ISBN	NIL	2	2	NIL	NIL
	Number of Citation Index – Range/Average	0-8/3.37	1-53/23.18	0-12/5.14	1-254/55.4	0-3/0.42
	Number of Impact Factor – Range/Average	0.441-6.12/1.91	0.441-6.281/2.62	0.518-2.45/1.629	0.42-3.17/1.45	0.441-3.927/1.823
	Number of h-index	3	10	4	3	1

(12)

Head  
Department of Electronics & Communication Engineering  
JK Gujral Punjab Technical University  
Main Campus, Kapurthala (Punjab)-141003

10	Details of Patents and Income Generated	NIL	NIL	NIL	NIL	NIL
11	Areas of Consultancy and Income Generated	NIL	NIL	NIL	NIL	NIL
12	Awards/Recognitions Received at the National and International level by :					
	Faculty	NIL	NIL	NIL	NIL	NIL
	Doctoral/Post Doctoral Fellows	NIL	NIL	NIL	NIL	NIL
	Students	NIL	NIL	NIL	NIL	NIL
13	How many Students have Cleared Civil Services and Defense Services Examinations, NET, SET (SLET), GATE and other Competitive Examinations	4	NIL	NIL	NIL	NIL
14	List of Doctoral, Post-Doctoral Students and Research Associates:					
	From the Host Institution/University	3	2	4	8	0
	From other Institutions/Universities	NIL	NIL	NIL	NIL	NIL
15	Number of Research Scholars/ Post Graduate Students Getting Financial Assistance from the University/State/ Central	2	2	2	2	1

Note: Compile data for the last five years


Head  
 Department of Electronics & Communication Engineering  
 J.K. Somaiya Institute of Technology & Management  
 K.K. Kapur Punjab Technical University  
 Mohi Campus, Ludhiana (Punjab) India

Evaluative Report  
 Dept Food Sci & Tech.  
Total Page-02

Evaluative Report of the Department						
Name of the Department:		Department of Food Science & Technology				
Sl. No.	Information about the Department	2016-17	2017-18	2018-19	2019-20	2020-21
1	Year of Establishment	2012				
2	Is the Department part of a School/Faculty of the University	YES				
3	Names of Programmes Offered	M.Tech. Food Technology (Nutrigenomics)	Ph.D. Pharmaceutical Sciences	Ph.D. Pharmaceutical Sciences	Ph.D. Pharmaceutical Sciences	Ph.D. Pharmaceutical Sciences
		Ph.D. Pharmaceutical Sciences	Ph.D. Life Sciences (Biotechnology)	Ph.D. Life Sciences (Biotechnology)	Ph.D. Life Sciences (Biotechnology)	Ph.D. Food Technology
		Ph.D. Life Sciences (Biotechnology)	M.Sc. Food Technology	M.Tech Food Technology	M.Tech Food Technology	M.Tech Food Technology
				M.Sc. Clinical Research	M.Sc. Clinical Research	M.Sc. Clinical Research
				M.Sc. Food Technology	M.Sc. Food Technology	M.Sc. Food Technology
4	Number of Teaching Posts Sanctioned/Filled	Data with Department of HRM				
5	Number of Research Projects Total Grants Received	NIL	NIL	NIL	NIL	NIL
6	Inter-Institutional Collaborative Projects and Associated Grants Received	NIL	NIL	NIL	NIL	NIL
	National Collaboration	NIL	NIL	NIL	NIL	NIL
	International Collaboration	NIL	NIL	NIL	NIL	NIL
7	Departmental Projects funded by DST-FIST, UGC—SAP/CAS,DPE, DBT, ICSSR, AICTE etc., : Total Grants Received	NIL	NIL	NIL	NIL	NIL
8	Special Research Laboratories Sponsored by/Created by Industry or Corporate Bodies	NIL	NIL	NIL	NIL	NIL
Publications:						
Number of Papers Published		4	5	8	5	1
Number of Books with ISBN / Book Chapters		NIL	NIL/2	NIL	NIL	NIL/1

*[Signature]*  
 Deptt. of Food Science & Technology  
 I.K. Gujral Punjab Technical University  
 KAPURTHALA

9.	Number of Citation Index – Range/Average	Scopus: 3-19/ 9.75 WOS: 2-19/ 9	Scopus: 2-30/ 12.25 WOS: 2-28/ 11.25	Scopus: 2-8/ 4.83 WOS: 1-5/ 3.40	Scopus: 0-13/ 5 WOS: 0-10/ 3.67	NIL
	Number of Impact Factor – Range/Average	2.273- 6.953/ 3.791	0-7.848/ 2.811	0-5.678/ 2.502	0-2.701/ 1.300	NIL
	Number of h-index	Scopus: 4; WOS: 3	Scopus: 3; WOS: 3	Scopus: 4; WOS: 4	Scopus: 2; WOS: 1	Scopus: 0; WOS: 0
10	Details of Patents and Income Generated	NIL	NIL	NIL	NIL	NIL
11	Areas of Consultancy and Income Generated	NIL	NIL	NIL	NIL	NIL
12	Awards/Recognitions Received at the National and International level by :					
	Faculty	1	0	1	1	1
	Doctoral/Post Doctoral Fellows	NIL	NIL	NIL	NIL	NIL
	Students	0	0	1	1	3
13	How many Students have Cleared Civil Services and Defense Se Examinations, NET, SET (SLET), GATE rvices and other Competitive Examinations	NIL	NIL	NIL	NIL	NIL
14	List of Doctoral, Post-Doctoral Students and Research Associates:					
	From the Host Institution/University	8	9	8	3	3
	From other Institutions/Universities	NIL	NIL	NIL	NIL	NIL
15	Number of Research Scholars/ Post Graduate Students Getting Financial Assistance from the University/State/ Central	NIL	NIL	NIL	NIL	NIL

  
 15/12/21  
 Dr. Rajneesh Kant Sachdev  
 Head of the Department  
 Dept. of Food Science & Technology  
 Food Science & Technology  
 I.K. Gujral Punjab Technical University  
 KAPURTHALA

# Department of Management

Evaluative Report of the Department						
Name of the Department:		Department of Management				
Sl. No.	Information about the Department	2016-17	2017-18	2018-19	2019-20	2020-21
1	Year of Establishment	2011				
2	Is the Department part of a School/Faculty of the University	YES				
3	Names of Programmes Offered	Ph.D.,MBA	Ph.D.,MBA	Ph.D.,MBA,BB A	Ph.D.,MBA,BB A	Ph.D.,MBA,BB A, MBA (Hospital Admn)
4	Number of Teaching Posts Sanctioned/Filled	Sanctioned:09 Filled:08	Sanctioned:09 Filled:08	Sanctioned:09 Filled:08	Sanctioned:09 Filled:08	Sanctioned:09 Filled:08
5	Number of Research Projects. Total Grants Received	Nil	Nil	Nil	Nil	Nil
6	Inter-Institutional Collaborative Projects and Associated Grants Received	Nil	Nil	Nil	Nil	Nil
	National Collaboration	Nil	Nil	Nil	Nil	Nil
	International Collaboration	Nil	Nil	Nil	Nil	Nil
7	Departmental Projects funded by DST-FIST, UGC—SAP/CAS,DPE, DBT, ICSSR, AICTE etc. : Total Grants Received	Nil	Nil	Nil	Nil	Nil
8	Special Research Laboratories Sponsored by/Created by Industry or Corporate Bodies	Nil	Nil	Nil	Nil	Nil
9	Publications:					
	Number of Papers Published	7	8	14	21	12
	Number of Books with ISBN	Nil	Nil	Nil	Nil	Nil
	Number of Citation Index – Range/Average	12/11	10/12	22/13	0/0	2/0.40
	Number of Impact Factor – Range/Average	0.6/18	0.2/2.8	1.2/2.1	0/0	1.5/1.87
	Number of h-index	1	2	0	1	0
10	Details of Patents and Income Generated	Nil	Nil	Nil	Nil	Nil
11	Areas of Consultancy and Income Generated	Nil	Nil	Nil	Nil	Nil
12	Awards/Recognitions Received at the National and International level by :					
	Faculty	1	1	1	Nil	Nil
	Doctoral/Post Doctoral Fellows	Nil	Nil	Nil	Nil	Nil
	Students	Nil	Nil	Nil	Nil	Nil
13	How many Students have cleared Civil Services and Defense Services Examinations, NET, SET (SLET), GATE and other Competitive Examinations	Nil	Nil	Nil	1	1
14	List of Doctoral, Post-Doctoral Students and Research Associates:					
	From the Host Institution/University	29	33	39	29	27
	From other Institutions/Universities	Nil	Nil	Nil	Nil	Nil
15	Number of Research Scholars/ Post Graduate Students Getting Financial Assistance from the University/State/ Central	11	13	5	7	8

Note: Compile data for the last five years

Head   
 Department of Management  
 I.K. Gujral Punjab Technical University  
 Kapurthala-144 603

*STV*